

SMPS SERIES SURFACE MOUNT PANEL SQUARE

Client:
Project:
Type:
Quantity:

CONSTRUCTION

Aluminum housing, available in 6", 8", and 11" aperture. Entire luminaire as heat dissipation system, designed for general illumination application for long life and service period.

OPTICS

Edgelit panel, durable PMMA lens, gasketed and sealed prevent splash of water or dust object from entry.

ELECTRICAL

Available in 80 or 90+ CRI LEDs.

120V Input Triac or ELV dimming.

CCT Selectable light engine 3000~5000K.

Greater than 70% LED lumen maintenance at 50,000 hours.

MOUNTING

New Construction: Surface Mount to standard depth 4" J-box.

Retrofit: Torsion spring clips design to hold luminaire in 5~8" downlight housing.

CONTROL (OPTIONAL)

CONTROL-XFAC AVI-ON Bluetooth Zone Controller Adapter

STANDARD FINISH

Corrosion resistant White finish.

Magnetic decorative trims available in Satin Nickel, Black, and Chrome.

CERTIFICATION

Damp location listed.

Meets Buy America Act requirements.


All luminaires are built to UL1598 standards and bear appropriate cETLus labels.

FCC Certified.

Energy Star Certified.

WARRANTY

5 year warranty, see Limited Warranty for additional information.



Magnetic Trim

SHIPPING DATA

Product	Measurement
SMPS-6	7"L x 7"W x 2"H
SMPS-8	9"L x 9"W x 2"H
SMPS-11	12"L x 12"W x 2"H



SMPS SERIES SURFACE MOUNT PANEL SQUARE

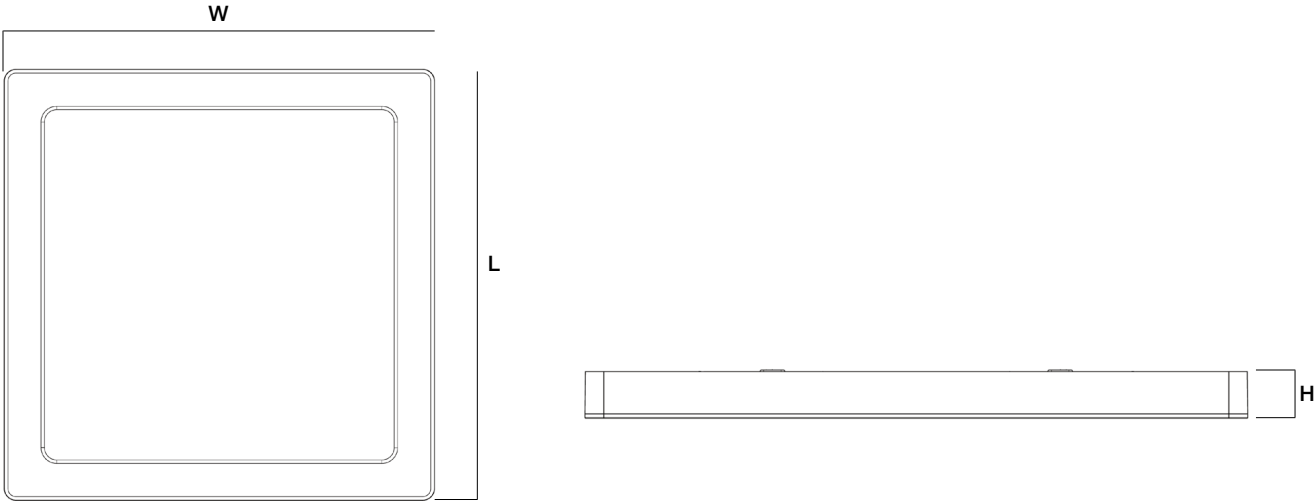
ORDER INFORMATION				EXAMPLE : SMPS 6 SC WH S	
Fixture	Series	Model	CCT	Finish	Input
	SMPS		SC	WH	S
Accessories Options					
A	SERIES				
	SMPS	Surface Mount Panel Square			
B	MODEL				
	CODE	TRIM TYPE	POWER	LM	
	6	6-inch aperture	12W	840	
	8	8-inch aperture	18W	1350	
	11	11-inch aperture	24W	1800	
C	CCT				
	8SC	80 CRI Field Selectable 3000/4000/5000K			
	9SC	90 CRI Field Selectable 3000/4000/5000K			
D	FINISH				
	WH	White finish			
E	INPUT				
	S	120V Input Triac / ELV Dimming			
F	ACCESSORIES/OPTIONS				
	AIA	Assembled in America, compliant with BAA (COTS)			
	SMPS-TRIM-6- ____	SMPS-6 Magnetic Decorative Trim SN - Satin Nickel BK - Black CM - Chrome			
	SMPS-TRIM-8- ____	SMPS-8 Magnetic Decorative Trim SN - Satin Nickel BK - Black CM - Chrome			
	SMPS-TRIM-11- ____	SMPS-11 Magnetic Decorative Trim SN - Satin Nickel BK - Black CM - Chrome			
	CLIP-SMPR	Torsion spring clips design for retrofit to hold luminaire in 5", 6", 8" downlight housing.			
	CONTROL-XFAC*	AVI-ON Bluetooth Zone Controller Adapter			
	EMB-H40170	90-Minute Self-Diagnostic Emergency Battery 40W 100-347VAC Input 170VDC Output			

*see page 5 for sensor spec and emb spec

SMPS SERIES SURFACE MOUNT PANEL SQUARE

DIMENSIONS

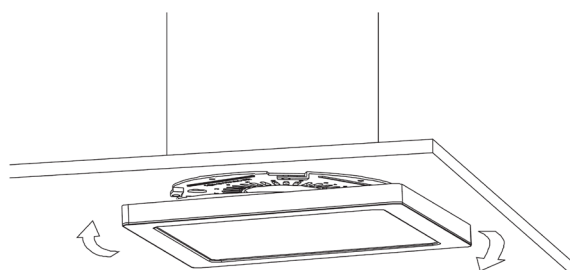
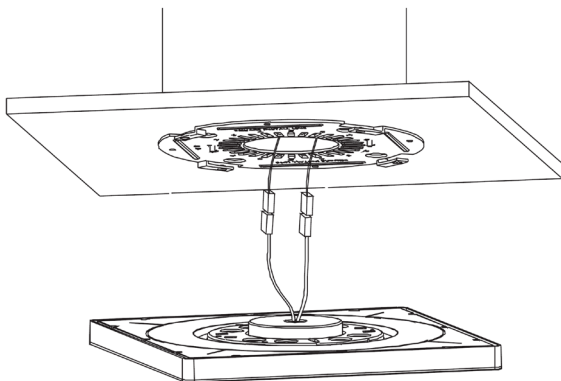
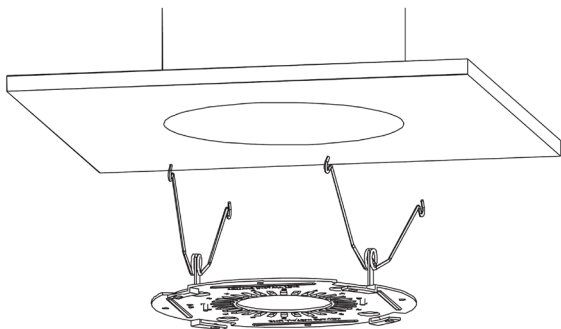
MODEL	W	L	H
SMPS-6	6.40" (162mm)	6.40" (162mm)	.60" (15mm)
SMPS-8	8.43" (214mm)	8.43" (214mm)	.60" (15mm)
SMPS-11	11.40" (289mm)	11.40" (289mm)	.60" (15mm)



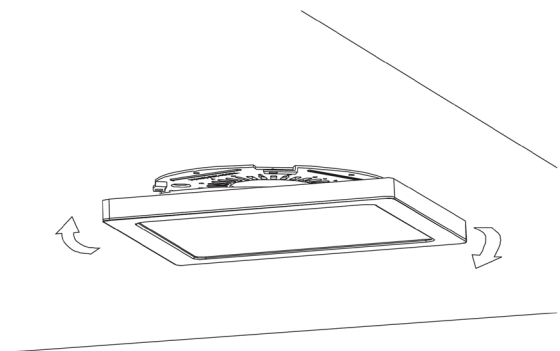
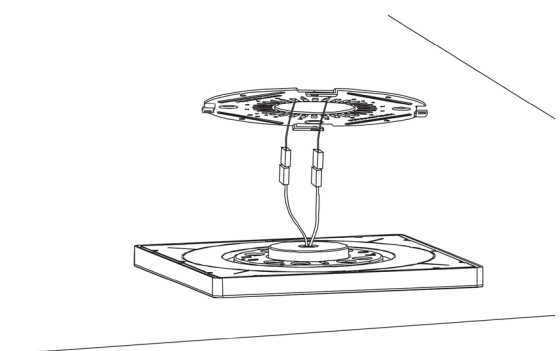
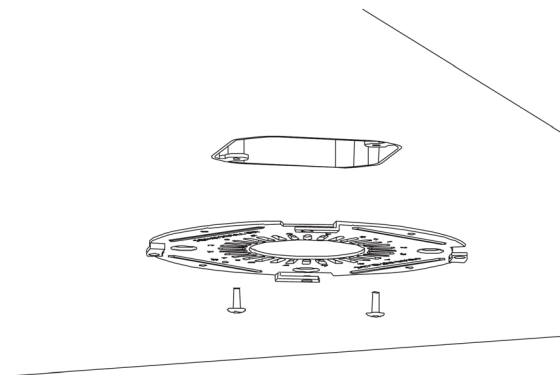
SMPS SERIES SURFACE MOUNT PANEL SQUARE

INSTALLATION

Retrofit



New Construction
(Standard)



SMPS SERIES SURFACE MOUNT PANEL SQUARE

SENSOR SPEC

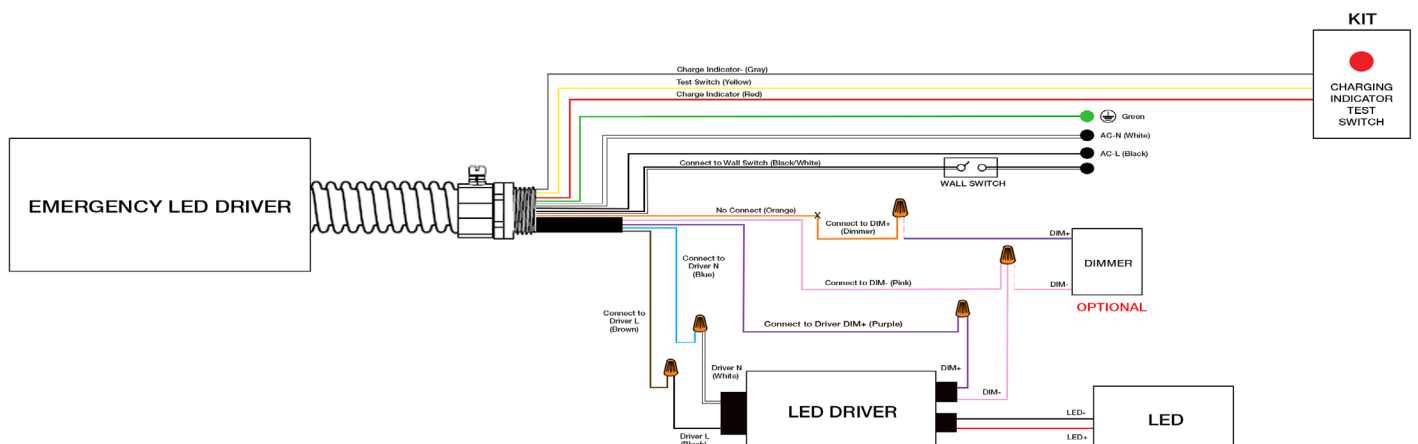
Model	Type	Mounting	Coverage	Input	Function	Programmable
CONTROL-XFAC (see page 6 for detail)	Fixture Controller	-	-	100-277VAC	Bluetooth On/Off/Dimming Scheduling	AVI-ON Bluetooth Mobile App



CONTROL-XFAC


EMB SPEC

Model	Battery Capacity	Input	Output	Output Power	Operating Temp	Installation
EMB-H40170	90mins	100-347VAC	170VDC	40W	0°C ~ 50°C 32°F ~ 122°F	Factory or Field Install



SMPS SERIES SURFACE MOUNT PANEL SQUARE

CONTROL-XFAC SPEC



SPECIFICATIONS

INPUT VOLTAGE:	100-277VAC
CURRENT:	MIN: 20 / 14mA MAX: 81 / 46mA
0-10V DIMMING:	100-277VAC
SIZE:	3.58" x 3.58" x 1.57" (91mm x 91mm x 40mm)
STORAGE TEMP:	-40°F to + 185°F (-40°C to + 85°C)
OPERATING TEMP:	-4°F to + 113°F (-20°C to + 45°C)

RADIO FREQUENCY:	50/60Hz
RELAY CURRENT:	16A
PROTECTION/IMMUNITY:	LEVEL 4 Contact Discharge: ± 8kV Air Discharge: ±12kV 325mA / CH
AMPERAGE FOR 0-10V LINES:	5 years
WARRANTY:	FCC: 2AFZI-AVIBG21 IC: 20544-AVBG21
REGULATORY:	BQB: D059595, DID: 185220 UL 924, 2043

WIRING DIAGRAM

