

SPM SERIES SPORTS LIGHT

Client:
 Project:
 Type:
 Quantity:

CONSTRUCTION

Sealed die casting body, low profile 3G vibration rated impact design.
 Driver enclosure is completely sealed against moisture and environmental contaminants. Low wind-load design, light weight, EPA friendly.

OPTICS

Available in NEMA 4H x 4V distribution, optics are precisely designed to shape the distribution, maximizing efficiency and maintain high light level for various sports field application.

Light engines available in 5000K (70+ CRI) configurations. Scalable lumen package from 50,000 to 117,700 lumens.

ELECTRICAL

-40°C minimum to +55°C (-40°F to 131°F) maximum operating temperature.
 RoHS compliant electronic Class I drivers expected life of 150,000 hours.
 >.9 power factor, <20% total harmonic distortion, built-in 10kV surge protector.
 Optional 1-10V dimmable driver.

SENSOR / CONTROLLER

Optional: LASER-SPM - Laser Aiming Device.
 Optional: CONTROL-AVI-LVFA AVI-ON Bluetooth Mesh Controller.
 Optional: Synapse Wireless ProFX Lighting Control System

MOUNTING

Robust designed yoke mount secured with 3/4" bolt, versatile mounting bracket designed for ease of installation and offers precise horizontal and vertical aiming capability.

STANDARD FINISH

Black UV stabilized polyester powder paint finish.

CERTIFICATION

Wet location label standard.
 Meets Buy America Act requirements.
 All luminaires are built to UL1598 standards and bear appropriate cULus labels.

WARRANTY

5 year warranty, see Limited Warranty for additional information.
 Option for 10 year warranty, see "Options" on Pg 2.



SHIPPING DATA

| Product | Measurement | Weight |
|---------------|--------------------|--------|
| SPM-500 / 600 | 30"L x 20"W x 22"H | 65 lb |
| SPM-850 | 30"L x 25"W x 22"H | 72 lb |



synapse

SPM SERIES SPORTS LIGHT

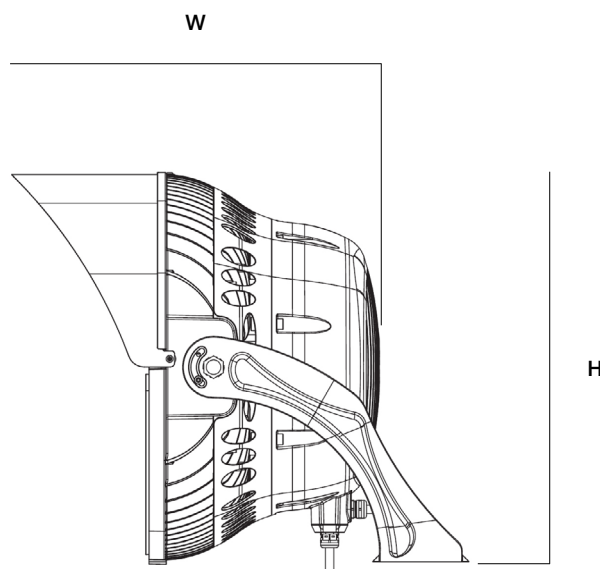
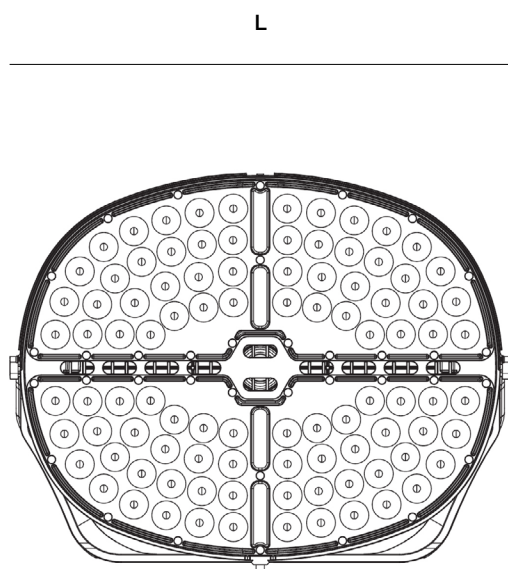
| ORDER INFORMATION | | | | EXAMPLE: SPM 600 40 44 YM BK UD | | | |
|------------------------|---------------------|--|------------|---------------------------------|----------|--------|-------|
| Fixture | Series | Power & LM | CCT | Distribution | Mounting | Finish | Input |
| | SPM | | | 44 | YM | BK | |
| Accessories Options | | | | | | | |
| A | SERIES | | | | | | |
| | SPM | Sports Light | | | | | |
| B | POWER & LM | | | | | | |
| | CODE | POWER | LPW (AVG.) | | | | |
| | 500 | 500W, 70168lm | 139 | | | | |
| | 600 | 600W, 86876lm | 145 | | | | |
| | 850 | 850W, 117690lm | 139 | | | | |
| C | CCT | | | | | | |
| | 40 | 4000K - made to order, consult factory | | | | | |
| | 50 | 5000K | | | | | |
| D | DISTRIBUTION | | | | | | |
| | 44 | NEMA 4H x 4V | | | | | |
| E | MOUNTING | | | | | | |
| | YM | Yoke Mount | | | | | |
| F | FINISH | | | | | | |
| | BK | Black Finish | | | | | |
| G | INPUT | | | | | | |
| | HD | 347-480V input, 1-10V Dimming (Standard) | | | | | |
| | UD | 110-277V input, 1-10V Dimming (Optional) | | | | | |
| H | ACCESSORIES/OPTIONS | | | | | | |
| | AIA | Assembled in America, compliant with BAA (COTS) | | | | | |
| | LASER-SPM | Laser aiming device | | | | | |
| | X | 10-Year Warranty | | | | | |
| | MOUNT-SPM-SF | Yoke mount to Slipfitter Adapter | | | | | |
| | MOUNT-SPM-SBM | Square Beam Bracket | | | | | |
| | SURGE-LSP4-H | 10kV inline Surge Protection for Universal input 480V | | | | | |
| | CONTROL-LVFA* | AVI-ON Bluetooth Mesh Control System | | | | | |
| | SYNAPSE | Synapse Wireless ProFX Lighting Control System (Consult factory) | | | | | |

*see page 5 for sensor spec

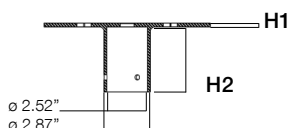
SPM SERIES SPORTS LIGHT

DIMENSIONS

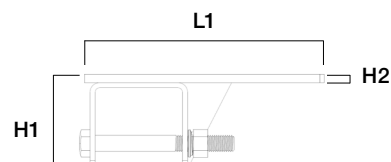
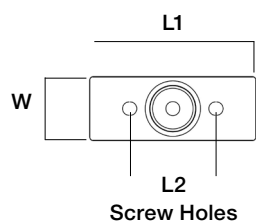
| Model | L | W | H |
|-------------|----------------|----------------|----------------|
| 500W / 600W | 20.60" (523mm) | 15.20" (386mm) | 16.30" (414mm) |
| 850W | 23.80" (606mm) | 17.46" (444mm) | 18.50" (467mm) |



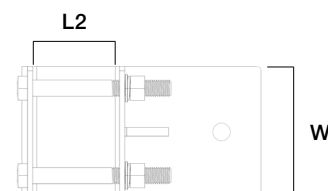
| Model | L1 | L2 | W | H1 | H2 |
|---------------|----------------|---------------|---------------|---------------|---------------|
| MOUNT-SPM-SF | 10.31" (262mm) | 5.35" (136mm) | 3.94" (100mm) | 4.25" (108mm) | 4.21" (107mm) |
| MOUNT-SPM-SBM | 11.22" (285mm) | 4.02" (102mm) | 5.98" (152mm) | 4.20" (107mm) | 0.39" (10mm) |



MOUNT-SPM-SF



MOUNT-SPM-SBM



SPM SERIES SPORTS LIGHT

EPA (ft²)



| Mounting | Yoke | Yoke |
|-------------|-------|-------|
| 500W / 600W | 2.332 | |
| 850W | | 3.052 |

PERFORMANCE DATA

| SYSTEM WATTS | VOLTAGE | DIST. TYPE | 4000K | | 5000K | | QTY ON PALLET |
|--------------|----------------|------------|--------|-----|--------|-----|---------------|
| | | | LUMEN | LPW | LUMEN | LPW | |
| 500W | 100-277V, 480V | 44 | 68226 | 135 | 70168 | 139 | 12 |
| 600W | 100-277V, 480V | 44 | 84652 | 141 | 86876 | 145 | 12 |
| 850W | 100-277V, 480V | 44 | 110520 | 130 | 117690 | 139 | 10 |

SPM SERIES SPORTS LIGHT

DLC CODE

| Part Number | DLC Part Nnumber | DLC Class |
|---------------------------------|----------------------|-----------|
| SPM - 500 40 44 - XX BK UD / HD | Product ID: S-SN2JV4 | Premium |
| SPM - 500 50 44 - XX BK UD / HD | Product ID: S-93K4P7 | Premium |
| SPM - 600 40 44 - XX BK UD / HD | Product ID: S-9CNPT1 | Premium |
| SPM - 600 50 44 - XX BK UD | Product ID: S-LXV3Q8 | Premium |
| SPM - 600 50 44 - XX BK HD | Product ID: S-GNKBZH | Premium |
| SPM - 850 40 44 - XX BK HD | Product ID: S-YPZ1T7 | Premium |
| SPM - 850 50 44 - XX BK HD | Product ID: S-2GYJGR | Premium |

SENSOR SPEC

| Model | Type | Mounting | Coverage | Input | Function | Programmable |
|---|-----------------------|----------|----------|--------|--|-----------------------------------|
| CONTROL-LVFA (see page 6 for detail) | Fixture Controller | - | - | 12V DC | Bluetooth Mesh On/Off/Dimming Scheduling | AVI-ON Bluetooth Mobile App |



CONTROL-LVFA

SPM SERIES SPORTS LIGHT

CONTROL-AVI-LVFA SPEC

Status LEDs & Config Button


Quick and easy validation of wiring and network

Direct Connect™ Sensor Port

Simple and cost-effective addition to Avi-on sensors

Terminal Blocks & Mounting Tabs

Faster, easier and lower cost installation eliminating connectors



Internal Antenna

Improved performance and eliminates risk of accidentally cutting a hanging wire

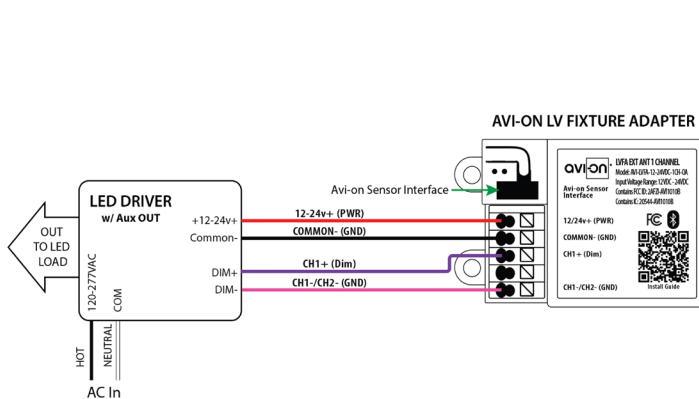
SPECIFICATIONS

INPUT VOLTAGE: 12-24VDC
CURRENT: 15mA without a Sensor
 19mA with a DC PIR Sensor
 48mA with a DC Microwave Sensor
0-10V DIMMING: 12-24VDC
SIZE: 2.30in x 1.43in x 0.75in
 (58.2mm x 36.4mm x 19mm)
MOUNTING: Removable mounting tabs
WEIGHT: 0.45 oz (16g)
OPERATING TEMP: -22°F to +158°F (-30°C to + 70°C)

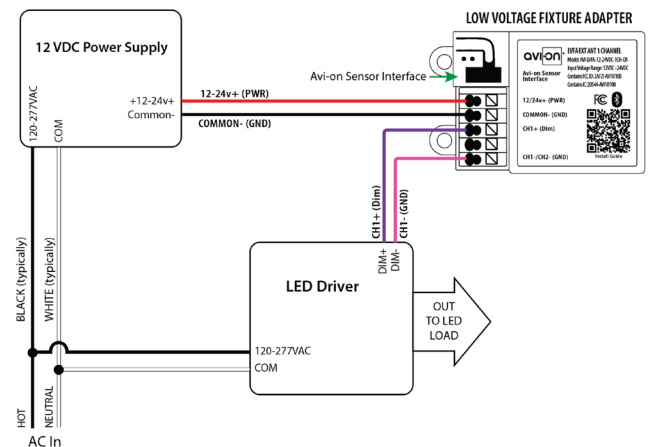
RADIO FREQUENCY: 2.4GHz
WIRELESS STANDARD: BLE 4.2 with Mesh
POINT TO POINT RANGE*: 80ft with obstructions
 350ft unobstructed
SECURITY: AES 128-bit encryption for device to device communication
 AES 256-bit encryption for device to cloud communication
WARRANTY: 5 years; 10 years optional
REGULATORY: FCC: 2AFZI-AVI1010 B
 IC: 20544-AVI1010 B
 BQB: D031801, DID: 86303
 UL 916, 2043 (Plenum Rated)

*When communicating through the mesh, range is essentially unlimited (5000ft+)

WIRING DIAGRAM



Fixture adapter powered by LED driver auxiliary output



Fixture adapter connected to LED driver and using power supply