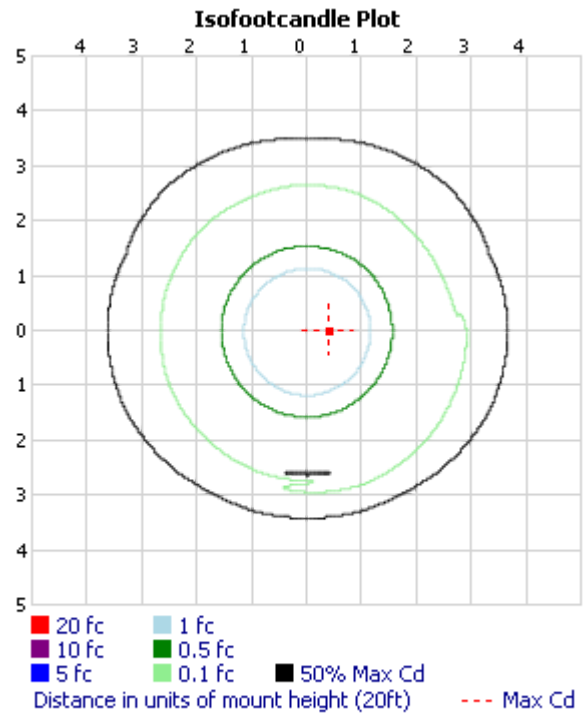
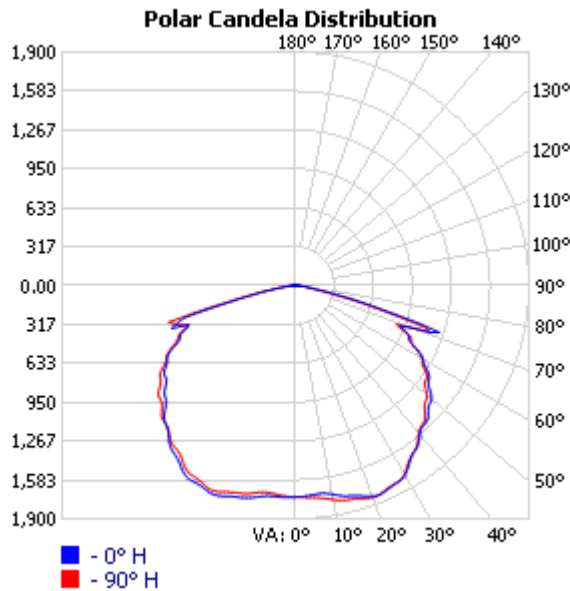


OUTDOOR PHOTOMETRIC REPORT

CATALOG: RSZ150915507-10

MANUFACTURER: ADVANTAGE LIGHTING SOLUTIONS
TEST #: RSZ150915507-10
TEST LAB: BACL
TEST DATE: 2015-09-17
DESCRIPTION: DD-70-40-PL
LAMP OUTPUT: 1 LAMP, RATED LUMENS/LAMP: 6802.9
INPUT WATTAGE: 74.3
LUMINOUS OPENING: CIRCULAR (DIA: 8.66")
MAX CD: 1,835.9 AT HORIZONTAL: 90°, VERTICAL: 21°
CUTOFF CLASS: CUTOFF
ROADWAY CLASS: TYPE VS
EFFICIENCY: 100%



VISUAL PHOTOMETRIC TOOL 1.2.46 COPYRIGHT 2018, ACUITY BRANDS LIGHTING.

THIS PHOTOMETRIC REPORT HAS BEEN GENERATED USING METHODS RECOMMENDED BY THE IESNA. CALCULATIONS ARE BASED ON PHOTOMETRIC DATA PROVIDED BY THE MANUFACTURER, AND THE ACCURACY OF THIS PHOTOMETRIC REPORT IS DEPENDENT ON THE ACCURACY OF THE DATA PROVIDED. END-USER ENVIRONMENT AND APPLICATION (INCLUDING, BUT NOT LIMITED TO, VOLTAGE VARIATION AND DIRT ACCUMULATION) CAN CAUSE ACTUAL PHOTOMETRIC PERFORMANCE TO DIFFER FROM THE PERFORMANCE CALCULATED USING THE DATA PROVIDED BY THE MANUFACTURER. THIS REPORT IS PROVIDED WITHOUT WARRANTY AS TO ACCURACY, COMPLETENESS, RELIABILITY OR OTHERWISE. IN NO EVENT WILL ACUITY BRANDS LIGHTING BE RESPONSIBLE FOR ANY LOSS RESULTING FROM ANY USE OF THIS REPORT.

OUTDOOR PHOTOMETRIC REPORT
 CATALOG: DD-70-40-PL

ZONAL LUMEN SUMMARY

ZONE	LUMENS	% LAMP	% LUMINAIRE
0-30	1,503.0	22.1%	22.1%
0-40	2,559.7	37.6%	37.6%
0-60	4,893.6	71.9%	71.9%
60-90	1,870.8	27.5%	27.5%
70-100	844.1	12.4%	12.4%
90-120	30.5	0.4%	0.4%
0-90	6,764.4	99.4%	99.4%
90-180	38.1	0.6%	0.6%
0-180	6,802.5	100%	100%

LUMENS PER ZONE

ZONE	LUMENS	% TOTAL	ZONE	LUMENS	% TOTAL
0-10	164.4	2.4%	90-100	15.8	0.2%
10-20	504.5	7.4%	100-110	9.0	0.1%
20-30	834.1	12.3%	110-120	5.7	0.1%
30-40	1,056.7	15.5%	120-130	3.9	0.1%
40-50	1,161.2	17.1%	130-140	1.4	0%
50-60	1,172.7	17.2%	140-150	0.9	0%
60-70	1,042.5	15.3%	150-160	0.8	0%
70-80	732.6	10.8%	160-170	0.5	0%
80-90	95.7	1.4%	170-180	0.2	0%

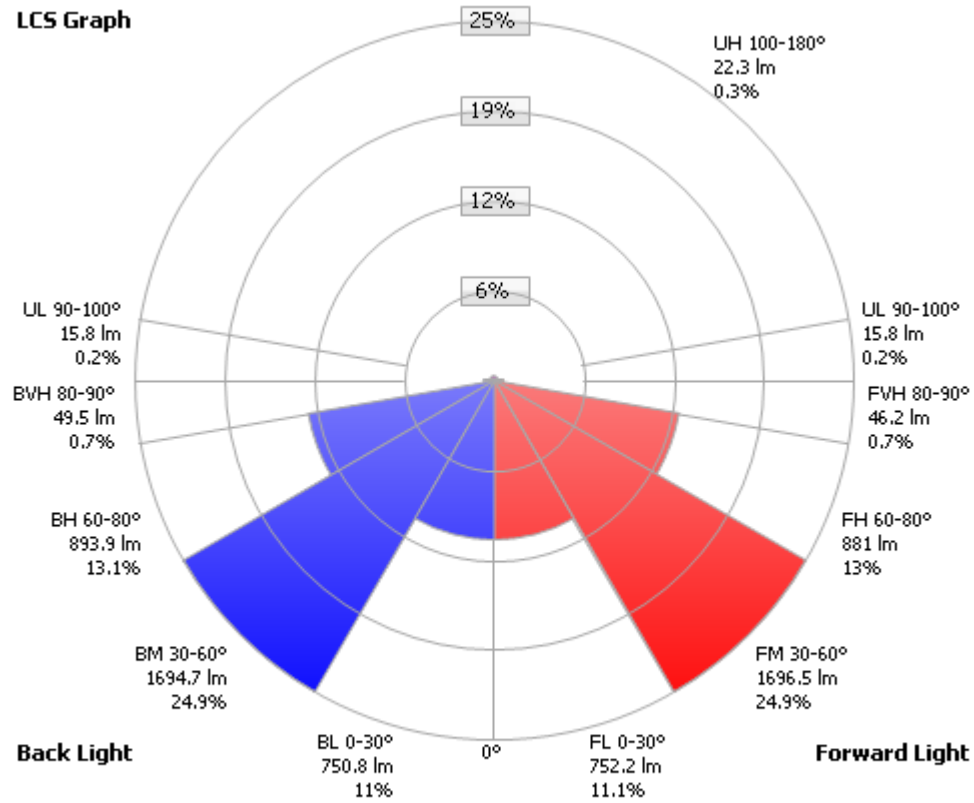
ROADWAY SUMMARY

CUTOFF CLASSIFICATION:	CUTOFF
DISTRIBUTION:	TYPE VS
MAX CD, 90 DEG VERT:	37.2
MAX CD, 80 TO <90 DEG:	262.6
	LUMENS % LAMP
DOWNWARD STREET SIDE:	3,375.9 49.6%
DOWNWARD HOUSE SIDE:	3,388.9 49.8%
DOWNWARD TOTAL:	6,764.8 99.4%
UPWARD STREET SIDE:	19.2 0.3%
UPWARD HOUSE SIDE:	18.9 0.3%
UPWARD TOTAL:	38.1 0.6%
TOTAL LUMENS:	6,802.9 100%

LCS TABLE

BUG RATING	B2 - U2 - G1	
FORWARD LIGHT	LUMENS	LUMENS %
LOW(0-30):	752.2	11.1%
MEDIUM(30-60):	1,696.5	24.9%
HIGH(60-80):	881.0	13%
VERY HIGH(80-90):	46.2	0.7%
BACK LIGHT		
LOW(0-30):	750.8	11%
MEDIUM(30-60):	1,694.7	24.9%
HIGH(60-80):	893.9	13.1%
VERY HIGH(80-90):	49.5	0.7%
UPLIGHT		
LOW(90-100):	15.8	0.2%
HIGH(100-180):	22.3	0.3%
TRAPPED LIGHT:	0.000	0%

OUTDOOR PHOTOMETRIC REPORT
 CATALOG: DD-70-40-PL

LCS Graph**Back Light****Forward Light**

Scale = Max LCS %

Trapped Light: 0lm, 0%

OUTDOOR PHOTOMETRIC REPORT
 CATALOG: DD-70-40-PL

CANDELA TABLE - TYPE C

	0	22.5	45	67.5	90	112.5	135	157.5	180	202.5	225	247.5	270	292.5	315	337.5	360
0	1720	1720	1720	1720	1720	1720	1720	1720	1720	1720	1720	1720	1720	1720	1720	1720	1720
5	1708	1711	1719	1726	1733	1737	1736	1731	1724	1717	1712	1708	1707	1707	1705	1705	1708
10	1724	1734	1740	1752	1769	1778	1776	1761	1745	1729	1717	1712	1707	1708	1712	1719	1724
15	1772	1771	1770	1780	1799	1809	1808	1798	1784	1767	1758	1753	1749	1751	1757	1768	1772
20	1827	1824	1822	1826	1834	1834	1828	1827	1820	1807	1796	1789	1785	1799	1810	1823	1827
25	1814	1807	1807	1815	1808	1785	1783	1798	1805	1802	1796	1785	1780	1803	1811	1818	1814
30	1781	1773	1779	1793	1772	1746	1747	1774	1789	1788	1781	1762	1752	1796	1803	1800	1781
35	1667	1671	1676	1693	1664	1652	1654	1678	1696	1697	1696	1669	1656	1701	1710	1701	1667
40	1572	1569	1572	1572	1559	1562	1564	1586	1605	1618	1624	1610	1598	1628	1623	1606	1572
45	1524	1490	1498	1480	1490	1495	1508	1515	1515	1523	1527	1541	1534	1545	1532	1532	1524
50	1444	1406	1401	1386	1397	1407	1426	1405	1391	1400	1397	1431	1439	1437	1431	1424	1444
55	1326	1324	1299	1293	1304	1309	1331	1301	1295	1302	1300	1328	1340	1320	1333	1322	1326
60	1196	1202	1163	1191	1193	1178	1198	1189	1209	1211	1222	1212	1216	1187	1206	1212	1196
65	1015	1028	1013	1027	1041	1023	995	1016	1045	1042	1072	1065	1067	1056	1045	1047	1015
70	986	1056	1053	1022	1008	960	926	924	931	903	934	917	923	943	945	969	986
75	671	613	565	564	593	550	640	680	746	830	883	874	858	825	733	663	671
80	192	181	152	140	138	145	165	192	217	251	253	255	263	243	223	198	192
85	72	70	67	65	65	65	68	74	75	82	85	88	87	86	78	71	72
90	33	33	31	30	30	30	31	33	35	37	37	37	36	36	34	32	33
95	3	7	3	8	10	9	6	17	15	4	2	14	15	12	1	3	3
100	16	15	11	2	1	1	11	15	15	15	8	2	2	1	8	15	16
105	13	11	3	12	7	4	5	11	12	11	5	12	16	8	6	11	13
110	8	5	3	11	2	1	1	6	8	6	2	16	16	15	2	6	8
115	3	1	6	8	2	1	1	2	3	1	5	17	16	16	4	1	3
120	1	2	9	6	1	1	1	1	1	1	9	15	14	14	7	1	1
125	1	2	7	4	1	1	1	1	1	2	9	11	10	10	7	2	1
130	1	2	4	2	1	1	1	1	1	2	5	6	6	6	5	2	1
135	1	1	2	1	1	1	1	1	1	1	2	2	2	2	2	1	1
140	1	1	1	1	1	1	1	1	1	1	1	1	1	1	1	1	1
145	2	2	2	2	2	2	2	2	2	1	1	1	1	1	1	1	2
150	2	2	2	2	2	2	2	2	2	1	1	1	1	1	1	1	2
155	2	2	2	2	2	2	2	2	2	1	1	1	1	1	1	1	2
160	2	2	2	2	2	2	2	2	2	1	1	1	1	1	1	1	2
165	2	2	2	2	2	2	2	2	2	1	1	1	1	1	1	1	2
170	2	2	2	2	2	2	2	2	2	2	1	1	1	1	1	1	2
175	2	2	2	2	2	2	2	2	2	2	2	2	2	2	1	2	2
180	2	2	2	2	2	2	2	2	2	2	2	2	2	2	2	2	2