

PTDA SERIES DECORATIVE POST TOP

Client:
 Project:
 Type:
 Quantity:

CONSTRUCTION

Decorative design with heavy grade A360 cast aluminum (aluminum with <1% copper). Incorporate a hidden hinge door allowing the door to swing open and remain open.

EPA: 2.29

OPTICS

Polycarbonate lens offers smooth distribution with Type V pattern.

ELECTRICAL

80+ CRI Lumileds available for 5000K CCT.
 Output & CCT Selectable model - see Ordering Information.
 -40°C up to 45°C* (-40°F up to 113°F) maximum operating temperature.
 L70 @ 105C > 60,000hrs | L70 @ 40C >200,000hrs.
 50/60Hz, <20% THD, 0.9 power factor.
 Driver operates at 120-277V input, 0-10V dimmable driver.
 Optional 10kV surge protection.

SENSOR (OPTIONAL)

SENSOR-PH-PB-U Integral button style photocell.

MOUNTING

Self-aligning pole-top fitter fits 2-3/8" ~ 3" O.D. pole tops or vertical tenons.
 Optional 4" and 5" tenon adapter.

STANDARD FINISH

Corrosion resistant Black powder coating finish.

CUSTOM FINISH

Corrosion resistant Dark Bronze, Graphite Metallic, Gray, Silver, White, Custom RAL#.

CERTIFICATION

IP65 Wet location label standard.
 Meets Buy America Act requirements.
 All luminaires are built to UL1598 standards and bear appropriate cETLus labels.
 DLC® Standard (DesignLights Consortium Qualified).

WARRANTY

5 year warranty, see Limited Warranty for additional information.



SHIPPING DATA

Product	Measurement	Weight
PTDA-60	18"L x 18"W x 38"H	28 lb
PTDA-100	18"L x 18"W x 38"H	28 lb



PTDA SERIES DECORATIVE POST TOP

ORDER INFORMATION				EXAMPLE : PTDA 60 SC T5 SF3 BK UD			
Fixture	Series	Power & LM	CCT	Distribution	Mounting	Finish	Input
	PTDA		SC	T5	SF3		UD
Accessories							
Options							

A	SERIES	
	PTDA	Decorative Acorn Post Top

B	POWER & LM	
	Code	Power LM
	60	Selectable 30 / 50 / 60W 3,300 ~ 6,600
	100	Selectable 60 / 80 / 100W 6,600 ~ 11,000

C	CCT	
	SC	Selectable 3000 / 4000 / 5000K

D	DISTRIBUTION	
	T5	Type V Distribution

E	MOUNTING	
	SF3	Self-aligning pole-top fitter fits 2-3/8" ~ 3" O.D.

F	FINISH			
	Standard			
	BK	Black		
	Custom Color			
	CC	DB Dark Bronze	GM Graphite Metallic	GR Gray
		SV Silver	WH White	RAL#

G	INPUT	
	UD	120-277V, 1-10V Dimmable

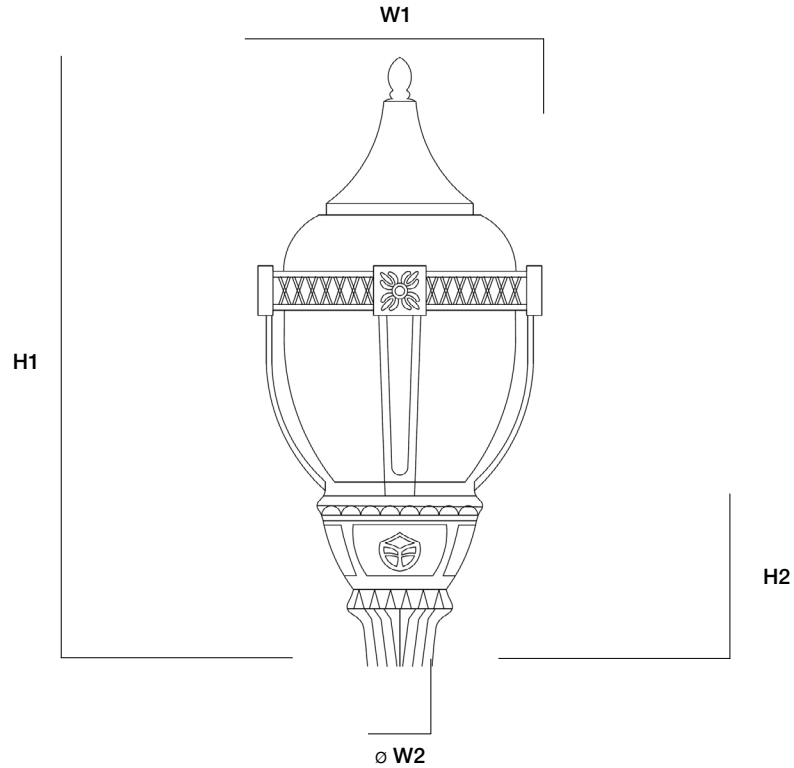
H	ACCESSORIES/OPTIONS	
	BAA	Assembled in America, compliant with BAA (COTS)
	SENSOR-PH-PB-U*	Button Style Photocell
	MOUNT-4SQR-SP-D	4" Tenon Adapter for Round Pole
	MOUNT-5SQR-SP-D	5" Tenon Adapter for Round Pole
	MOUNT-4SQ-SP-D	4" Tenon Adapter for Square Pole
	MOUNT-5SQ-SP-D	5" Tenon Adapter for Square Pole
	SURGE-LSP4-U	10kV inline Surge Protection for Universal input / U: 120-277V

*see page 4 for sensor spec



PTDA SERIES DECORATIVE POST TOP

DIMENSIONS

Model	H1	H2	W1	W2
PTDA-60 / 100	40.70" (1034mm)	11.60" (295mm)	17.70" (450mm)	ø 3.15" I.D. (80mm)



Output CCT
 Selectable
 Dip Switch



PTDA SERIES DECORATIVE POST TOP

PERFORMANCE DATA

SYSTEM WATTS	VOLTAGE	DIST. TYPE	3000K		4000K / 5000K	
			LUMENS	LPW	LUMENS	LPW
30W	120-277V	V	3,300	110	3,390	113
50W	120-277V	V	5,500	110	5,650	113
60W	120-277V	V	6,600	110	6,780	113
80W	120-277V	V	8,800	110	9,040	113
100W	120-277V	V	11,000	110	11,300	113

SENSOR SPEC

Model	Type	Mounting	Coverage	Input	Function	Programmable
SENSOR-PH-PB-U	-	-	-	Universal	Dusk-to-Dawn Control	-



SENSOR-PH-PB-U