

VTA G2 SERIES VAPOR TIGHT LINEAR

Client:
Project:
Type:
Quantity:

CONSTRUCTION

Polycarbonate material housing, compact design with stainless steel latches. 3/4" knockout back and end of housing for end mount sensor, through wiring or surface conduit mount.

OPTICS

Frosted polycarbonate lens offers edge to edge smooth illumination for maximum visual comfort.

ELECTRICAL

Delivered average 135lm/W efficacy LEDs offer 80+ color rendering index (CRI).

Field Selectable Output and CCT (see ordering information for detail).

L70 >100,000 hours expected life.

-40°C up to 50°C (-40°F up to 122°F) maximum operating temperature.

Driver operates at 120-277V input, 0-10V dimmable driver, down to 10%.

MOUNTING

Designed for direct wire or as a portable luminaire with use of power cord.*

Standard surface mountable underneath electrical box, or surface conduit mount through 3/4" knockout.

*Power-cord - optional add-on.

SENSORS (OPTIONAL)

SENSOR-819W-O1 End mount on/off motion sensor highbay lens (Wet).

SENSOR-819W-D1 End mount programmable motion and photocell sensor highbay lens (Wet).

SENSOR-BLE-819W-L1 End mount ALS CONTROL bluetooth on/off motion sensor lowbay lens (Wet).

CONTROL-LVFA AVI-ON Bluetooth Mesh Controller.

SENSOR-PH-PB-U Integral Button Style Photocell.

STANDARD FINISH

Semi-gloss White finish standard, IP66 for wet location.

CERTIFICATION

IP66 Wet location label standard.

Meets Buy America Act requirements.

All luminaires are built to UL1598 standards and bear appropriate cULus labels.

For Emergency application, equipment with UL924 certified battery packs.

DLC® Premium (DesignLights Consortium Qualified).

WARRANTY

5 year warranty, see Limited Warranty for additional information.



VTA G2 SERIES VAPOR TIGHT LINEAR

ORDER INFORMATION				EXAMPLE: VTA 65 G2 SC WH UD	
Fixture	Series	Power & LM	CCT	Finish	Input
	VTA		SC	WH	UD
Accessories Options					
A	SERIES				
	VTA	Vapor Tight Linear Field Selectable Output & CCT			
B	POWER & LM				
	Code	Size	Power	LM	
	65-G2	4-Foot	Field Selectable 42W / 52W / 65W	5,980 / 7,020 / 8,450lm	
C	CCT				
	SC	Field Selectable 3500K / 4000K / 5000K			
D	FINISH				
	WH	White			
E	INPUT				
	UD	110-277V, 0-10V Dimmable			
F	ACCESSORIES/OPTIONS				
	AIA	Assembled in America, Compliant with BAA (COTS)			
	MOUNT-VT-HOOK	V Hook Mount - Chain Provided by Others			
	EMB-8W-B*	Self-Diagnostic High Voltage Output Emergency Battery 8W 100-347VAC Input 170VDC Output			
	EMB-18W-B	18W Integral Self-Diagnostic Emergency Battery, Operating Temp: 0°C ~ 50°C			
	EMB-18W-C-B	18W Integral Self-Diagnostic Cold Weather Emergency Battery, Operating Temp: -20°C ~ 50°C			
	REMOTE-RC100	Handheld Remote Commissioning Tool for SENSOR-819-D1/D2 Only			
	SENSOR-819W-O1*	End mount on/off motion sensor lowbay lens (Wet)			
	SENSOR-819W-D1*	End mount on/off/dimming and photocell sensor lowbay lens (Wet)			
	SENSOR-BLE-819W-L1*	End Mount PIR Bluetooth Daylight Harvesting Sensor (ALS Control Mobile App) / L1: up to 20FT (Wet)			
	SENSOR-PH-PB-U*	Button Style Photocell			
	CONTROL-LVFA*	AVI-ON Bluetooth Mesh Control System			
	SURGE-LSP4-U	10kV Surge Protector			
	-PLUG	6-Foot Black Cord and Plug (3-Prong)			
	-CORD	18-3 300V 6 Foot Cord			
	TWIST-LOCK	Specify Plug Type: L515P / L715P / HBL5929 / L8-20P			

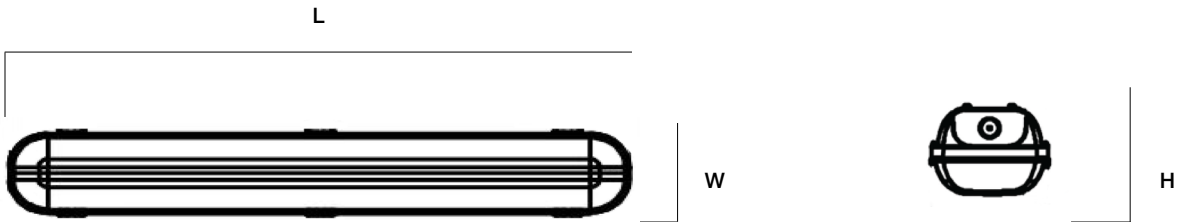
*see page 4 for sensor spec

**see page 5 for emb spec

VTA G2 SERIES VAPOR TIGHT LINEAR

DIMENSIONS

Model	L	W	H
VTA-G2-65	47.20" (1200mm)	3.80" (96mm)	3.10" (79mm)



VTA G2 SERIES VAPOR TIGHT LINEAR

SENSOR SPEC

Model	Type	Mounting	Coverage	Input	Function	Programmable
SENSOR-819W-O2	PIR	40FT	30FT radius	Universal	On/Off	-
SENSOR-819W-D2	PIR	40FT	30FT radius	Universal	On/Off/Dimming	REMOTE-RC100
SENSOR-BLE-819W (see page 7 for detail)	PIR	L1 - 20FT	30FT radius	Universal	Bluetooth Mesh On/Off/Dimming Daylight Harvesting	ALS Control Bluetooth Mobile App
CONTROL-LVFA (see page 6 for detail)	Fixture Controller	-	-	12V DC	Bluetooth Mesh On/Off/Dimming Scheduling	AVI-ON Bluetooth Mobile App
SENSOR-PH-PB-U	-	-	-	Universal	Dusk-to-Dawn Control	-



SENSOR-819W-XX
 SENSOR-BLE-819W



CONTROL-LVFA

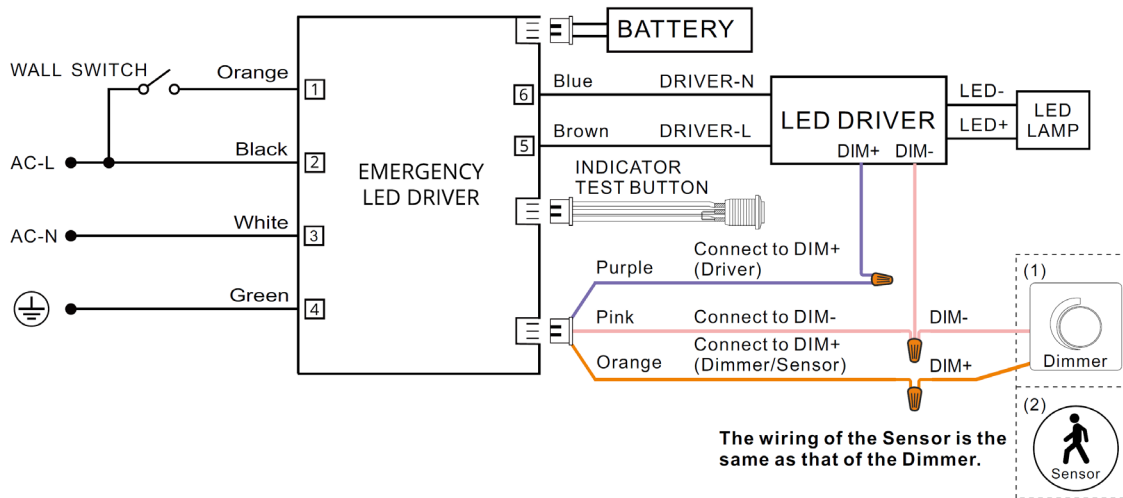


SENSOR-PH-PB-U

VTA G2 SERIES VAPOR TIGHT LINEAR

EMB SPEC

Model	Battery Capacity	Input	Output	Output Power	Operating Temp	Installation
EMB-8W-B	90mins	100-347VAC	170VDC	8W	0°C ~ 50°C 32°F ~ 122°F	Factory or Field Install
EMB-18W-B	90mins	100-347VAC	170VDC	18w	0°C ~ 50°C 32°F ~ 122°F	Factory or Field Install
EMB-18W-C-B	90mins	100-347VAC	170VDC	18w	-20°C ~ 50°C -4°F ~ 122°F	Factory or Field Install



VTA G2 SERIES VAPOR TIGHT LINEAR

CONTROL-LVFA SPEC

Status LEDs & Config Button

Quick and easy validation of wiring and network

Direct Connect™ Sensor Port

Simple and cost-effective addition to Avi-on sensors

Terminal Blocks & Mounting Tabs

Faster, easier and lower cost installation eliminating connectors



Internal Antenna

Improved performance and eliminates risk of accidentally cutting a hanging wire

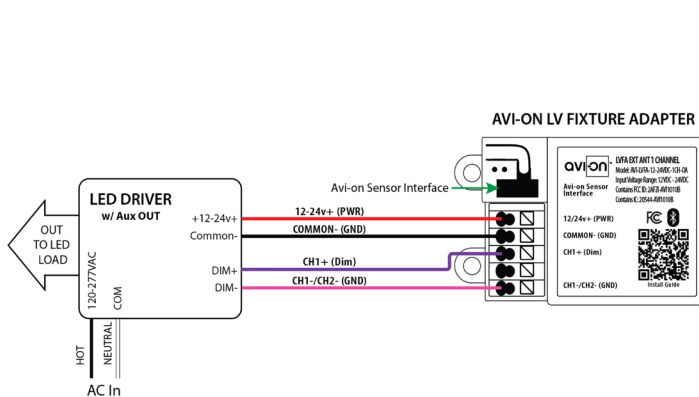
SPECIFICATIONS

INPUT VOLTAGE: 12-24VDC
CURRENT: 15mA without a Sensor
 19mA with a DC PIR Sensor
 48mA with a DC Microwave Sensor
0-10V DIMMING: 12-24VDC
SIZE: 2.30in x 1.43in x 0.75in
 (58.2mm x 36.4mm x 19mm)
MOUNTING: Removable mounting tabs
WEIGHT: 0.45 oz (16g)
OPERATING TEMP: -22°F to +158°F (-30°C to + 70°C)

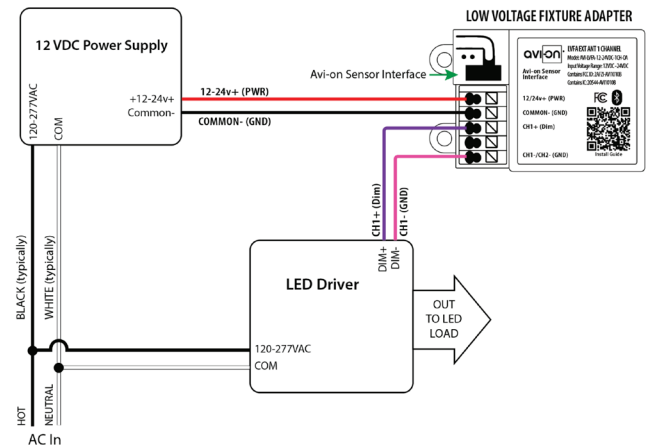
RADIO FREQUENCY: 2.4GHz
WIRELESS STANDARD: BLE 4.2 with Mesh
POINT TO POINT RANGE*: 80ft with obstructions
 350ft unobstructed
SECURITY: AES 128-bit encryption for device to device communication
 AES 256-bit encryption for device to cloud communication
WARRANTY: 5 years; 10 years optional
REGULATORY: FCC: 2AFZI-AVI1010 B
 IC: 20544-AVI1010 B
 BQB: D031801, DID: 86303
 UL 916, 2043 (Plenum Rated)

*When communicating through the mesh, range is essentially unlimited (5000ft+)

WIRING DIAGRAM



Fixture adapter powered by LED driver auxiliary output



Fixture adapter connected to LED driver and using power supply

FEATURE

- **Installation:** Factory or Field Install End Mount to Fixture
- **Commissioning:** Wirelessly through ALS Control Mobile App (iOS / Android)
- **Certification:** DLC 5.1 Networked Lighting Control System
- **Control:** Hold time, High-Low setting, continuous Bi-level dimming, Code-compliant manual-on or auto-off capability
- **Sensor:** Motion (Occupancy/Vacancy/Manual) and Daylight Harvesting
- **Room and Zone Control:** Zoning and Grouping control, Scheduling

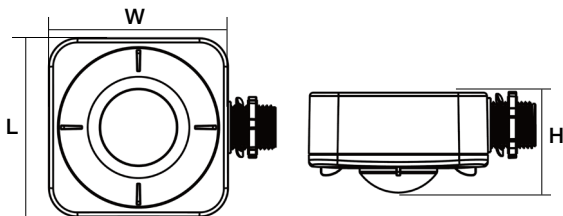


SPECIFICATIONS

SENSOR TYPE: Passive Infrared Sensor (PIR)
WIRELESS STANDARDS: Bluetooth SIG Mesh
INPUT VOLTAGE: 120/277VAC
CONTROL OUTPUT: 0-10V
OPERATING TEMP: -40°F ~ +167°F (-40°C ~ +75°C)

COMMISSIONING RANGE: 50FT
BLUETOOTH RANGE: Integral antenna up to 100FT
DETECTION ANGLE: Vertical 90° x Horizontal 360°
MOUNTING HEIGHT: 8 - 40FT
WARRANTY: 5 years
IP RATING: IP65 Wet

DIMENSIONS



L	W	H
3.19" (81mm)	4.02" (102mm)	1.70" (43.3mm)

COVERAGE PATTERNS

