

## GB SERIES GOOSENECK BARN LIGHT

Client:  
Project:  
Type:  
Quantity:

### CONSTRUCTION

Low copper aluminum alloy die-cast body. Architectural appearance, low EPA wind load design. Integrated shell design for wet location environment.

### OPTICS

General distribution. Advanced refraction and reflection optical design provides an optimal combination of vertical and horizontal illumination.

Standard model - 5000K (80+ CRI)

SC model - Light engines are selectable between 2700K, 3000K, 4000K, 5000K, and 6500K (80+ CRI) configurations.

### ELECTRICAL

80+ CRI LED.

-40°C up to 40°C\* (-40°F up to 140°F) maximum operating temperature.

>50,000 hr LED at L70

Driver operates at 120-277V input, 50/60Hz, <20% THD, 0.9 power factor.

Built-in photocell.

### MOUNTING

Wall mount over electrical box.

### STANDARD FINISH

Corrosion resistant Dark Bronze powder coating finish.

### CERTIFICATION

Wet location listed.

Meets Buy America Act requirements.

All luminaires are built to UL1598 standards and bear appropriate cULus labels.

### WARRANTY

5 year warranty, see Limited Warranty for additional information.



## GB SERIES GOOSENECK BARN LIGHT

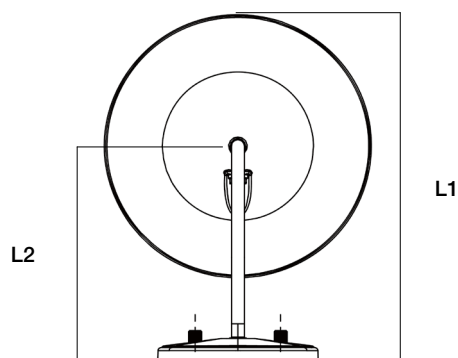
ORDER INFORMATION				EXAMPLE: GB 28 SC DB UD-P	
Fixture	Series	Power & LM	CCT	Finish	Input
	GB				UD-P
A SERIES					
GB	Gooseneck Barn Light				
B POWER & LM			B POWER & LM (NON-DIMMABLE)		
Code	Power		Code	Power	
28	28W		12	12W	
C CCT			C CCT (NON-DIMMABLE)		
SC	Field Selectable CCT 2700K ~ 6500K		50	5000K	
D FINISH					
Standard					
DB	Dark Bronze				
E INPUT			E INPUT (NON-DIMMABLE)		
UD-P	120-277V, 0-10 Dimming with Built-in Photocell		S-P	120V, Non-Dimming with Built-in Photocell	
	*see page 4 for spec				
F ACCESSORIES/OPTIONS					
AIA	Assembled in America, compliant with BAA (COTS)				

## GB SERIES GOOSENECK BARN LIGHT

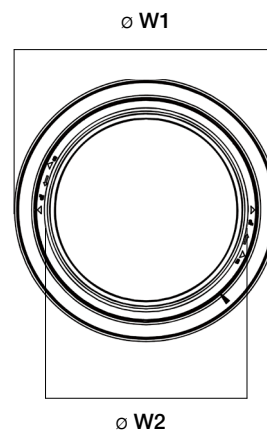
### DIMENSIONS

Model	L1	L2	W1	W2	W3	H1	H2	H3
GB-12	10.7" (273mm)	6.7" (170mm)	ø 8.1" (206mm)	ø 6.8" (172mm)	ø 4.9" (124mm)	6.4" (162mm)	3.5" (88mm)	5.9" (151mm)
GB-28	10.7" (273mm)	6.7" (170mm)	ø 8.1" (206mm)	ø 6.8" (172mm)	ø 4.9" (124mm)	6.4" (162mm)	3.5" (88mm)	5.9" (151mm)

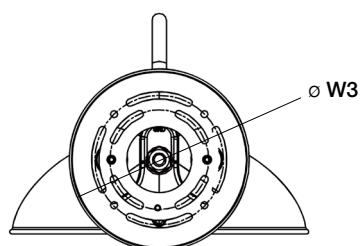
Top View



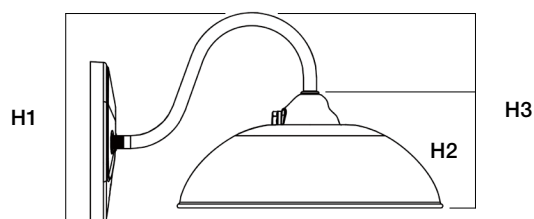
Bottom View (Shade only)



Back View



Side



## GB SERIES GOOSENECK BARN LIGHT

### PERFORMANCE DATA

SYSTEM WATTS	VOLTAGE	2700K		3000K		4000K		5000K		6500K	
		LUMEN	LPW	LUMEN	LPW	LUMEN	LPW	LUMEN	LPW	LUMEN	LPW
GB-28SC	120-277V	3,000	107	3,000	107	3,000	107	3,000	107	3,000	107
GB-12	120V	-	-	-	-	-	-	1,000	83	-	-

### SENSOR SPEC

Model	Type	Mounting	Coverage	Input	Function	Programmable
SENSOR-PH-PB-U	-	Integral to Fixture	-	Universal	Dusk-to-Dawn Control	-



SENSOR-PH-PB-U