

CPG SERIES FUEL STATION CANOPY

Client:
Project:
Type:
Quantity:

CONSTRUCTION

Rugged die-cast aluminum housing with corrosion resistant powder coat finish.
Heat dissipating fins provide superior thermal performance extending the life of the luminaire.

LED array positioned in insulated housing.

3/4" NPT threaded top wire entry, suitable for surface or pendant installation.

OPTICS

Type V Distribution

Lightly diffused lens for reduced LED pixelation and glare.

ELECTRICAL

80+ CRI Lumileds LED.

-40°C up to 45°C (-40°F up to 113°F) maximum operating temperature

160,000 hr at L70 @ 25°C, 75,000 hr at L70 40°C.

Driver operates at 120-277V input, 50/60Hz.

<20% THD, 0.9 power factor.

CONTROL (OPTIONAL)

CONTROL-XFAC AVI-ON Bluetooth Zone Controller Adapter

MOUNTING

3/4" conduit entry on top for pendant mount.

Surface Mount by screw through 4 corners of fixture body.

STANDARD FINISH

Corrosion resistant White powder coating finish.

CUSTOM FINISH

Corrosion resistant Dark Bronze, Black, Graphite Metallic, Gray, Silver, or custom RAL#.

CERTIFICATION

Meets Buy America Act requirements.

IP66 Wet location label standard.

All luminaires are built to UL1598 standards and bear appropriate cULus labels.

For Emergency application, equipment with UL924 certified battery packs.

DLC® Premium (DesignLights Consortium Qualified)

WARRANTY

5 year warranty, see Limited Warranty for additional information.



SHIPPING DATA

Product	Measurement	Weight
CPG-150	17"L x 17"W x 5"H	15 lb



CPG SERIES FUEL STATION CANOPY

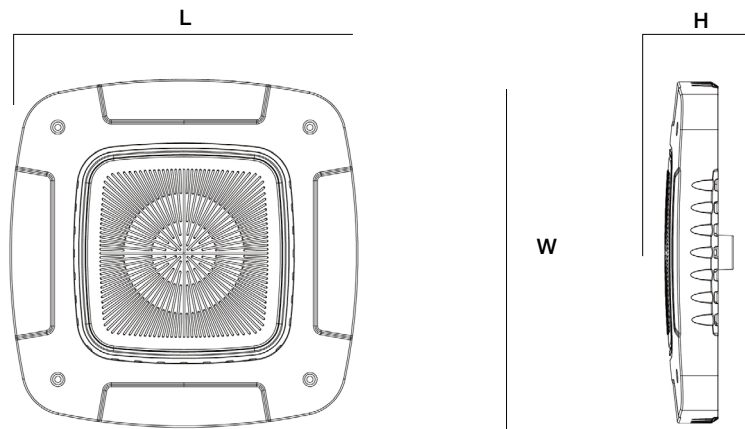
ORDER INFORMATION					EXAMPLE: CPG 150 50 PL SM WH U				
Fixture	Series	Power & LM		CCT	Distribution	Mounting	Finish	Input	
	CPG	150		50	PL	SM	WH	U	
Accessories Options									
A	SERIES								
	CPG	Fuel Station Canopy							
B	POWER & LM								
	Code	Power	LM						
	150	150W	20250						
C	CCT								
	50	5000K							
D	DISTRIBUTION								
	PL	Prismatic Lens							
E	MOUNTING								
	SM	Surface Mount (3/4" conduit entry on top center)							
F	FINISH								
	Standard								
	WH	White							
	Custom Color								
	CC	BK	Black	GM	Graphite Metallic	GR	Gray		
		SV	Silver	DB	Dark Bronze	RAL#			
G	INPUT								
	U	120-277V							
H	ACCESSORIES/OPTIONS								
	AIA	Assembled in America, compliant with BAA (COTS)							
	CONTROL-XFAC*	AVI-ON Bluetooth Zone Controller Adapter							

*see page 4 for sensor spec

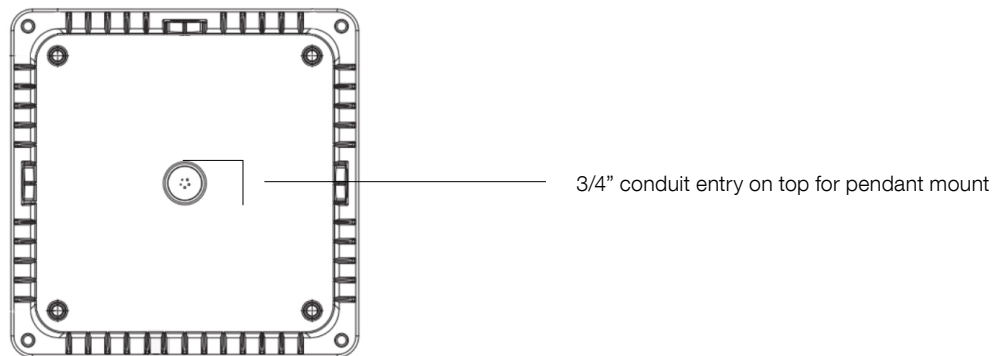
CPG SERIES FUEL STATION CANOPY

DIMENSIONS

Power	L	W	H
150W	15.00" (380mm)	15.00" (380mm)	3.07" (76mm)




MOUNTING OPTIONS




CPG SERIES FUEL STATION CANOPY

SENSOR SPEC

Model	Type	Mounting	Coverage	Input	Function	Programmable
CONTROL-XFAC (see page 5 for detail)	Fixture Controller	-	-	100-277VAC	Bluetooth On/Off/Dimming Scheduling	AVI-ON Bluetooth Mobile App
						
CONTROL-XFAC						

CPG SERIES FUEL STATION CANOPY

CONTROL-XFAC SPEC



SPECIFICATIONS

INPUT VOLTAGE:	100-277VAC	RADIO FREQUENCY:	50/60Hz
CURRENT:	MIN: 20 / 14mA MAX: 81 / 46mA	RELAY CURRENT:	16A
		PROTECTION/IMMUNITY:	LEVEL 4
0-10V DIMMING:	100-277VAC	AMPERAGE FOR 0-10V LINES:	Contact Discharge: ± 8kV Air Discharge: ±12kV
SIZE:	3.58" x 3.58" x 1.57" (91mm x 91mm x 40mm)	WARRANTY:	325mA / CH 5 years
STORAGE TEMP:	-40°F to + 185°F (-40°C to + 85°C)	REGULATORY:	FCC: 2AFZI-AVIBG21 IC: 20544-AVBG21
OPERATING TEMP:	-4°F to + 113°F (-20°C to + 45°C)		BQB: D059595, DID: 185220 UL 924, 2043

WIRING DIAGRAM

