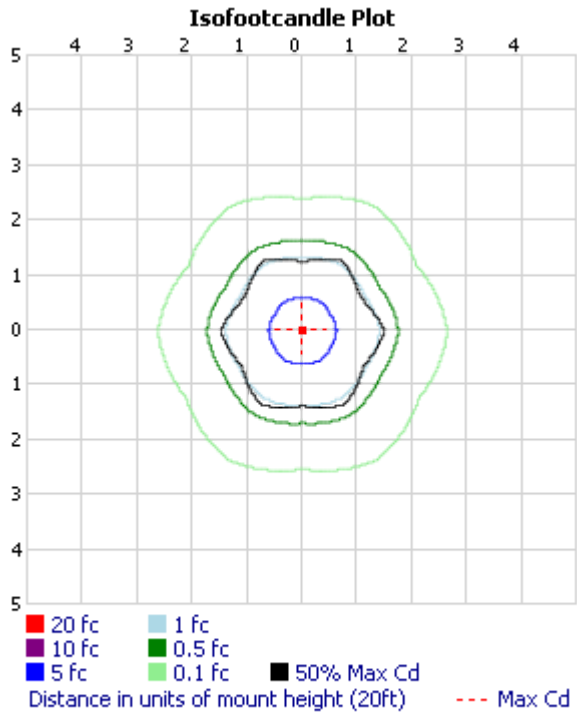
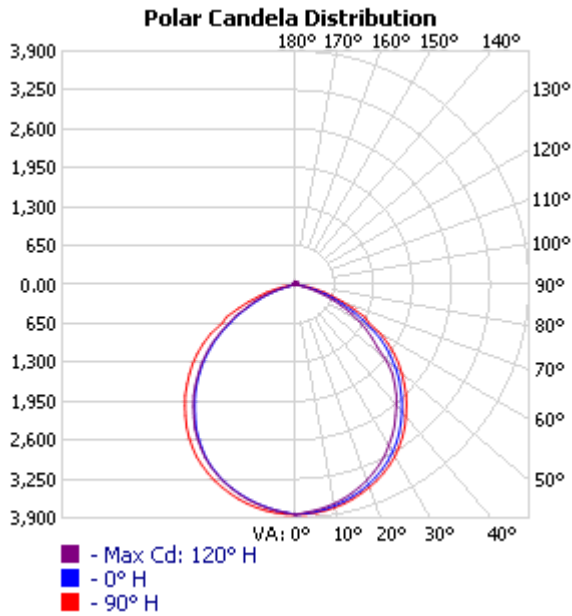


OUTDOOR PHOTOMETRIC REPORT

CATALOG: EX-100

MANUFACTURER: ADVANTAGE LIGHTING SOLUTIONS
TEST DATE: 2015-07-01
DESCRIPTION: EX-100
LAMP OUTPUT: 1 LAMP, RATED LUMENS/LAMP: 10209
INPUT WATTAGE: 100.16
LUMINOUS OPENING: POINT
MAX CD: 3,843.3 AT HORIZONTAL: 120°, VERTICAL: 0°
CUTOFF CLASS: CUTOFF
ROADWAY CLASS: TYPE VS
EFFICIENCY: 100%



VISUAL PHOTOMETRIC TOOL 1.2.46 COPYRIGHT 2018, ACUITY BRANDS LIGHTING.
THIS PHOTOMETRIC REPORT HAS BEEN GENERATED USING METHODS RECOMMENDED BY THE IESNA. CALCULATIONS ARE BASED ON PHOTOMETRIC DATA PROVIDED BY THE MANUFACTURER, AND THE ACCURACY OF THIS PHOTOMETRIC REPORT IS DEPENDENT ON THE ACCURACY OF THE DATA PROVIDED. END-USER ENVIRONMENT AND APPLICATION (INCLUDING, BUT NOT LIMITED TO, VOLTAGE VARIATION AND DIRT ACCUMULATION) CAN CAUSE ACTUAL PHOTOMETRIC PERFORMANCE TO DIFFER FROM THE PERFORMANCE CALCULATED USING THE DATA PROVIDED BY THE MANUFACTURER. THIS REPORT IS PROVIDED WITHOUT WARRANTY AS TO ACCURACY, COMPLETENESS, RELIABILITY OR OTHERWISE. IN NO EVENT WILL ACUITY BRANDS LIGHTING BE RESPONSIBLE FOR ANY LOSS RESULTING FROM ANY USE OF THIS REPORT.

OUTDOOR PHOTOMETRIC REPORT
 CATALOG: EX-100

ZONAL LUMEN SUMMARY

ZONE	LUMENS	% LAMP	% LUMINAIRE
0-30	2,971.8	29.1%	29.1%
0-40	4,863.1	47.6%	47.6%
0-60	8,429.5	82.6%	82.6%
60-90	1,564.5	15.3%	15.3%
70-100	507.9	5%	5%
90-120	77.8	0.8%	0.8%
0-90	9,994.1	97.9%	97.9%
90-180	211.9	2.1%	2.1%
0-180	10,206.0	100%	100%

LUMENS PER ZONE

ZONE	LUMENS	% TOTAL	ZONE	LUMENS	% TOTAL
0-10	361.8	3.5%	90-100	19.7	0.2%
10-20	1,035.7	10.1%	100-110	26.5	0.3%
20-30	1,574.3	15.4%	110-120	31.6	0.3%
30-40	1,891.3	18.5%	120-130	33.2	0.3%
40-50	1,926.6	18.9%	130-140	31.9	0.3%
50-60	1,639.9	16.1%	140-150	28.2	0.3%
60-70	1,076.4	10.5%	150-160	22.1	0.2%
70-80	432.9	4.2%	160-170	14.0	0.1%
80-90	55.2	0.5%	170-180	4.8	0%

ROADWAY SUMMARY

CUTOFF CLASSIFICATION:	CUTOFF
DISTRIBUTION:	TYPE VS
MAX CD, 90 DEG VERT:	18.2
MAX CD, 80 TO <90 DEG:	292.3
	LUMENS % LAMP
DOWNWARD STREET SIDE:	5,099.3 49.9%
DOWNWARD HOUSE SIDE:	4,895.5 48%
DOWNWARD TOTAL:	9,994.7 97.9%
UPWARD STREET SIDE:	104.1 1%
UPWARD HOUSE SIDE:	107.8 1.1%
UPWARD TOTAL:	211.9 2.1%
TOTAL LUMENS:	10,206.7 100%

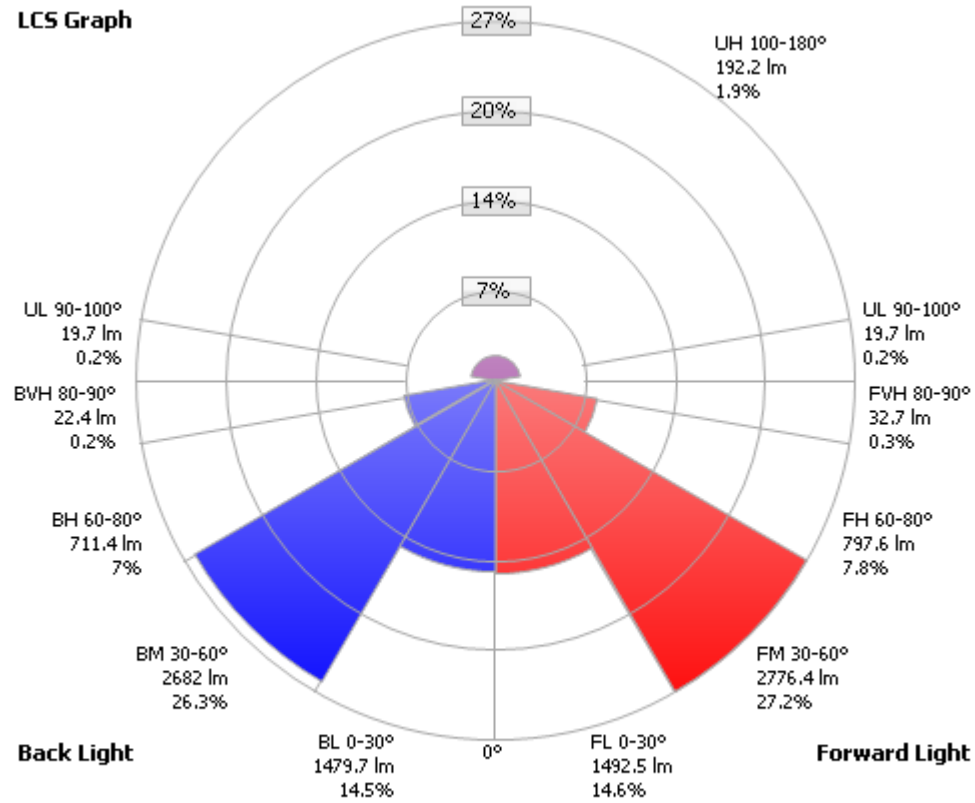
LCS TABLE

BUG RATING	B3 - U3 - G1	
FORWARD LIGHT	LUMENS	LUMENS %
LOW(0-30):	1,492.5	14.6%
MEDIUM(30-60):	2,776.4	27.2%
HIGH(60-80):	797.6	7.8%
VERY HIGH(80-90):	32.7	0.3%
BACK LIGHT		
LOW(0-30):	1,479.7	14.5%
MEDIUM(30-60):	2,682.0	26.3%
HIGH(60-80):	711.4	7%
VERY HIGH(80-90):	22.4	0.2%
UPLIGHT		
LOW(90-100):	19.7	0.2%
HIGH(100-180):	192.2	1.9%
TRAPPED LIGHT:	2.3	0%



OUTDOOR PHOTOMETRIC REPORT
CATALOG: EX-100

LCS Graph



Back Light

Forward Light

Scale = Max LCS %

Trapped Light: 2.3lm, 0%



OUTDOOR PHOTOMETRIC REPORT
CATALOG: EX-100

CANDELA TABLE - TYPE C

	0	30	60	90	120	150	180	210	240	270	300	330	360
0	3842	3842	3842	3843	3843	3841	3841	3841	3843	3843	3842	3842	3842
5	3813	3833	3791	3827	3786	3826	3785	3826	3786	3827	3791	3833	3813
10	3752	3796	3720	3780	3713	3781	3712	3781	3713	3780	3720	3796	3752
15	3664	3732	3625	3705	3609	3706	3616	3706	3609	3705	3625	3732	3664
20	3554	3639	3506	3602	3479	3603	3500	3603	3479	3602	3506	3639	3554
25	3411	3514	3353	3473	3314	3472	3344	3472	3314	3473	3353	3514	3411
30	3234	3365	3160	3315	3109	3316	3142	3316	3109	3315	3160	3365	3234
35	3020	3179	2935	3110	2879	3108	2907	3108	2879	3110	2935	3179	3020
40	2765	2958	2659	2865	2618	2860	2625	2860	2618	2865	2659	2958	2765
45	2481	2691	2370	2610	2340	2604	2335	2604	2340	2610	2370	2691	2481
50	2192	2385	2051	2318	1985	2306	2017	2306	1985	2318	2051	2385	2192
55	1855	2068	1701	2005	1561	1971	1659	1971	1561	2005	1701	2068	1855
60	1461	1721	1294	1638	1230	1534	1240	1534	1230	1638	1294	1721	1461
65	1065	1326	902	1279	845	1283	856	1283	845	1279	902	1326	1065
70	697	961	601	840	506	800	536	800	506	840	601	961	697
75	359	610	280	500	226	498	244	498	226	500	280	610	359
80	121	292	43	206	37	205	50	205	37	206	43	292	121
85	21	60	16	30	16	28	16	28	16	30	16	60	21
90	16	12	17	13	18	13	18	13	18	13	17	12	16
95	19	14	20	16	21	16	21	16	21	16	20	14	19
100	22	18	23	20	25	20	24	20	25	20	23	18	22
105	25	22	27	24	28	24	28	24	28	24	27	22	25
110	28	26	30	27	32	28	31	28	32	27	30	26	28
115	32	29	33	31	34	31	34	31	34	31	33	29	32
120	34	32	36	34	37	34	36	34	37	34	36	32	34
125	36	34	39	36	38	37	38	37	38	36	39	34	36
130	38	37	41	39	40	40	40	40	40	39	41	37	38
135	40	39	44	40	42	42	41	42	42	40	44	39	40
140	42	41	45	42	45	44	43	44	45	42	45	41	42
145	43	44	47	43	47	46	44	46	47	43	47	44	43
150	44	46	49	45	48	48	45	48	48	45	49	46	44
155	45	48	50	45	50	49	46	49	50	45	50	48	45
160	46	49	50	46	51	50	46	50	51	46	50	49	46
165	47	51	50	47	52	50	47	50	52	47	50	51	47
170	48	52	50	47	52	50	47	50	52	47	50	52	48
175	48	52	50	48	52	50	47	50	52	48	50	52	48
180	47	51	49	46	51	49	47	49	51	46	49	51	47