

## GB SERIES GOOSENECK BARN LIGHT

Client:  
Project:  
Type:  
Quantity:

### CONSTRUCTION

Low copper aluminum alloy die-cast body. Architectural appearance, low EPA wind load design. Integrated shell design for wet location environment.

### OPTICS

General distribution. Advanced refraction and reflection optical design provides an optimal combination of vertical and horizontal illumination.

Standard model - 5000K (80+ CRI)

SC model - Light engines are selectable between 2700K, 3000K, 4000K, 5000K, and 6500K (80+ CRI) configurations.

### ELECTRICAL

80+ CRI LED.

-40°C up to 40°C\* (-40°F up to 140°F) maximum operating temperature.

>50,000 hr LED at L70

Driver operates at 120-277V input, 50/60Hz, <20% THD, 0.9 power factor.

Built-in photocell.

### MOUNTING

Wall mount over electrical box.

### STANDARD FINISH

Corrosion resistant Dark Bronze powder coating finish.

### CERTIFICATION

Wet location listed.

Meets Buy America Act requirements.

All luminaires are built to UL1598 standards and bear appropriate cULus labels.

### WARRANTY

5 year warranty, see Limited Warranty for additional information.



**GB SERIES GOOSENECK BARN LIGHT**

**ORDER INFORMATION** **EXAMPLE: GB 28 SC DB UD-P**

Fixture	Series	Power & LM	CCT	Finish	Input
	<b>GB</b>				<b>UD-P</b>

**A SERIES**

**GB**      Gooseneck Barn Light

**B POWER & LM** **B POWER & LM (NON-DIMMABLE)**

Code	Power	Code	Power
<b>28</b>	28W	<b>12</b>	12W

**C CCT** **C CCT (NON-DIMMABLE)**

**SC**      Field Selectable CCT 2700K ~ 6500K **50**      5000K

**D FINISH**

Standard  
**DB**      Dark Bronze

**E INPUT** **E INPUT (NON-DIMMABLE)**

**UD-P**      120-277V, 0-10 Dimming with Built-in Photocell **S-P**      120V, Non-Dimming with Built-in Photocell  
\*see page 4 for spec

**F ACCESSORIES/OPTIONS**

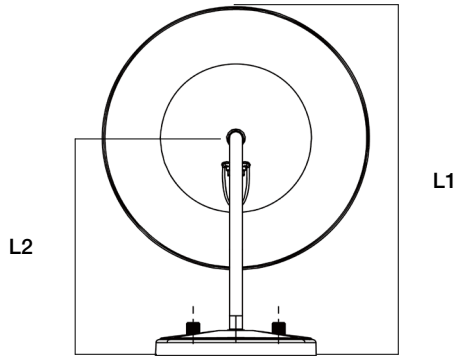
**BAA**      Assembled in America, compliant with BAA (COTS)

**GB SERIES GOOSENECK BARN LIGHT**

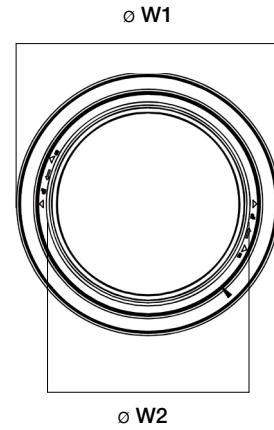
**DIMENSIONS**

Model	L1	L2	W1	W2	W3	H1	H2	H3
GB-12	10.7" (273mm)	6.7" (170mm)	ø 8.1" (206mm)	ø 6.8" (172mm)	ø 4.9" (124mm)	6.4" (162mm)	3.5" (88mm)	5.9" (151mm)
GB-28	10.7" (273mm)	6.7" (170mm)	ø 8.1" (206mm)	ø 6.8" (172mm)	ø 4.9" (124mm)	6.4" (162mm)	3.5" (88mm)	5.9" (151mm)

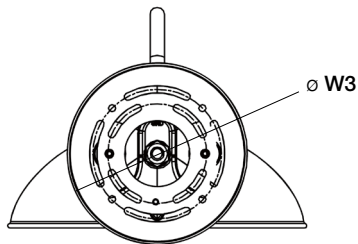
Top View



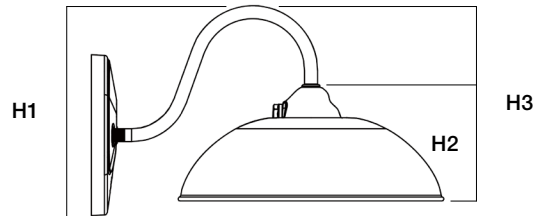
Bottom View (Shade only)



Back View



Side



**GB SERIES GOOSENECK BARN LIGHT**


**PERFORMANCE DATA**

SYSTEM WATTS	VOLTAGE	2700K		3000K		4000K		5000K		6500K	
		LUMEN	LPW	LUMEN	LPW	LUMEN	LPW	LUMEN	LPW	LUMEN	LPW
GB-28SC	120-277V	3,000	107	3,000	107	3,000	107	3,000	107	3,000	107
GB-12	120V	-	-	-	-	-	-	1,000	83	-	-

**SENSOR SPEC**

Model	Type	Mounting	Coverage	Input	Function	Programmable
SENSOR-PH-PB-U	-	Integral to Fixture	-	Universal	Dusk-to-Dawn Control	-



SENSOR-PH-PB-U