

GB SERIES GOOSENECK BARN LIGHT

Client:
Project:
Type:
Quantity:

CONSTRUCTION

Low copper aluminum alloy die-cast body. Architectural appearance, low EPA wind load design. Integrated shell design for wet location environment.

OPTICS

General distribution. Advanced refraction and reflection optical design provides an optimal combination of vertical and horizontal illumination.

Standard model - 5000K (80+ CRI)

SC model - Light engines are selectable between 2700K, 3000K, 4000K, 5000K, and 6500K (80+ CRI) configurations.

ELECTRICAL

80+ CRI LED.

-40°C up to 40°C* (-40°F up to 140°F) maximum operating temperature.

>50,000 hr LED at L70

Driver operates at 120-277V input, 50/60Hz, <20% THD, 0.9 power factor.

Built-in photocell.

MOUNTING

Wall mount over electrical box.

STANDARD FINISH

Corrosion resistant Dark Bronze powder coating finish.

CERTIFICATION

Wet location listed.

Meets Buy America Act requirements.

All luminaires are built to UL1598 standards and bear appropriate cULus labels.

WARRANTY

5 year warranty, see Limited Warranty for additional information.



GB SERIES GOOSENECK BARN LIGHT

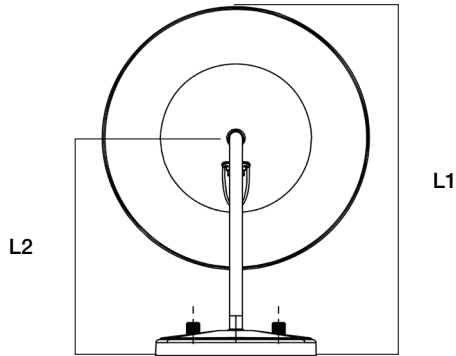
| ORDER INFORMATION | | | | EXAMPLE: GB 28 SC DB UD-P | |
|-----------------------|---|------------|-----------------------------|---|-------|
| Fixture | Series | Power & LM | CCT | Finish | Input |
| | GB | | | | UD-P |
| A SERIES | | | | | |
| GB | Gooseneck Barn Light | | | | |
| B POWER & LM | | | B POWER & LM (NON-DIMMABLE) | | |
| Code | Power | | Code | Power | |
| 28 | 28W | | 12 | 12W | |
| C CCT | | | C CCT (NON-DIMMABLE) | | |
| SC | Field Selectable CCT 2700K ~ 6500K | | 50 | 5000K | |
| D FINISH | | | | | |
| Standard | | | | | |
| DB | Dark Bronze | | | | |
| E INPUT | | | E INPUT (NON-DIMMABLE) | | |
| UD-P | 120-277V, 0-10 Dimming with Built-in Photocell | | S-P | 120V, Non-Dimming with Built-in Photocell | |
| | *see page 4 for spec | | | | |
| F ACCESSORIES/OPTIONS | | | | | |
| AIA | Assembled in America, compliant with BAA (COTS) | | | | |

GB SERIES GOOSENECK BARN LIGHT

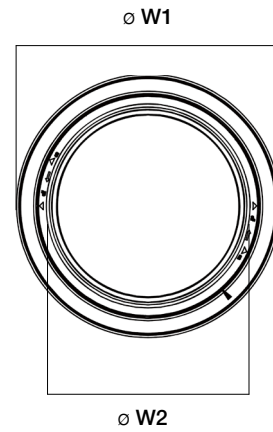
DIMENSIONS

| Model | L1 | L2 | W1 | W2 | W3 | H1 | H2 | H3 |
|-------|---------------|--------------|----------------|----------------|----------------|--------------|-------------|--------------|
| GB-12 | 10.7" (273mm) | 6.7" (170mm) | ø 8.1" (206mm) | ø 6.8" (172mm) | ø 4.9" (124mm) | 6.4" (162mm) | 3.5" (88mm) | 5.9" (151mm) |
| GB-28 | 10.7" (273mm) | 6.7" (170mm) | ø 8.1" (206mm) | ø 6.8" (172mm) | ø 4.9" (124mm) | 6.4" (162mm) | 3.5" (88mm) | 5.9" (151mm) |

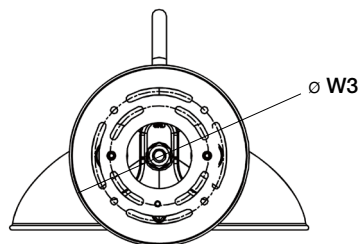
Top View



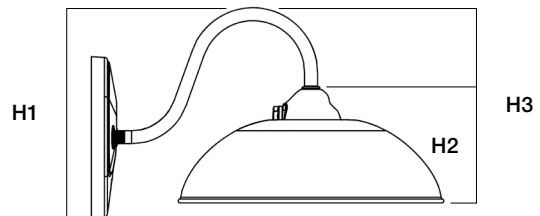
Bottom View (Shade only)



Back View



Side



GB SERIES GOOSENECK BARN LIGHT

PERFORMANCE DATA

| SYSTEM WATTS | VOLTAGE | 2700K | | 3000K | | 4000K | | 5000K | | 6500K | |
|--------------|----------|-------|-----|-------|-----|-------|-----|-------|-----|-------|-----|
| | | LUMEN | LPW | LUMEN | LPW | LUMEN | LPW | LUMEN | LPW | LUMEN | LPW |
| GB-28SC | 120-277V | 3,000 | 107 | 3,000 | 107 | 3,000 | 107 | 3,000 | 107 | 3,000 | 107 |
| GB-12 | 120V | - | - | - | - | - | - | 1,000 | 83 | - | - |

SENSOR SPEC

| Model | Type | Mounting | Coverage | Input | Function | Programmable |
|----------------|------|---------------------|----------|-----------|----------------------|--------------|
| SENSOR-PH-PB-U | - | Integral to Fixture | - | Universal | Dusk-to-Dawn Control | - |



SENSOR-PH-PB-U