

EMB LINEAR HV Constant Output Emergency Battery

Client:
Project:
Type:
Quantity:

CONSTRUCTION

Red Metal Casing with 13" Metal Flex (1/2" NPSM connector included)

ELECTRICAL

Universal Input: 100 ~ 347V AC, 50/60Hz

Input Current: 200mA

Recharge Power: 12W

Output Voltage: 170V DC

AUX Output: 12V DC = 0.2A

Surge Protection: Line-Neutral 3KV

Emergency Power: 8W / 18W / 25W / 40W

High Voltage Input: 277 ~ 480V AC, 50/60Hz

Input Current: 200mA

Recharge Power: 12W

Output Voltage: 310 ~ 500V DC

AUX Output: 12V DC = 0.2A

Surge Protection: Line-Neutral 3KV

Emergency Power: 20W / 40W

Self Diagnostic Li-ion Battery

Operating Temperature: 0°C ~ 50°C (32°F ~ 122°F)

Recharge Time: 24 Hours

Discharge Time: 90 Mins

Smart battery built-in over temperature, over charge, over discharge protections.

SELF-TESTING

The integrated Self-Diagnostic circuitry will automatically conduct monthly 30s and annual 90mins tests to verify proper emergency capability per Life Safety Code requirements.

NFPA 101, Life Safety Code Outlines the following schedule:

Monthly - During AC mode, the system conducts a 30s self-discharge test of the emergency led driver every 30 days and automatically restore to normal charging after 30s discharged.

Annually - During AC mode, the system conducts a 90mins self-discharge test of the emergency led driver every 365 days and automatically restore to normal charging after fully discharged.

WARRANTY

5 year warranty, see Limited Warranty for additional information.



EMB LINEAR HV Constant Output Emergency Battery

ORDER INFORMATION

EXAMPLE: EMB-H08170

Part Series Device Part

EMB-H

A SERIES

EMB-H High Voltage Output Smart Emergency Battery

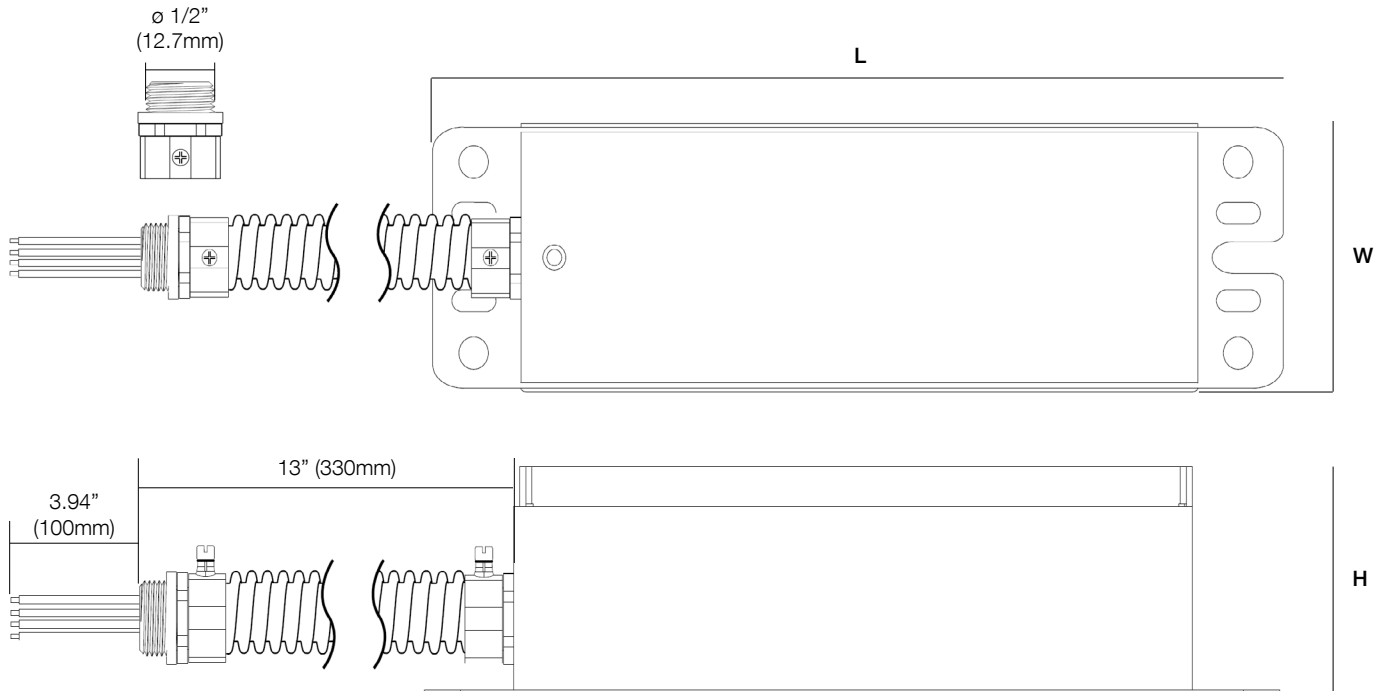
B POWER

Code	Power	Input Voltage	Output
08170	8W	100 ~ 347V AC	170V DC
18170	18W	100 ~ 347V AC	170V DC
40170	40W	100 ~ 347V AC	170V DC
40500	40W	277 ~ 480V AC	310 ~ 500V DC

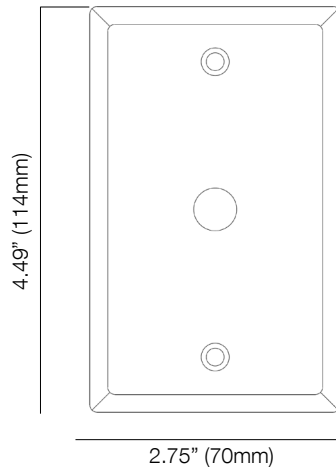
EMB LINEAR HV Constant Output Emergency Battery

DIMENSIONS

MODEL	L	W	H
EMB-H08170 EMB-H18170	13.59" (345mm)	1.54" (39mm)	.99" (25mm)
EMB-H40170	12.33" (313mm)	2.33" (59mm)	1.82" (46mm)
EMB-H40500	12.33" (313mm)	2.33" (59mm)	1.82" (46mm)

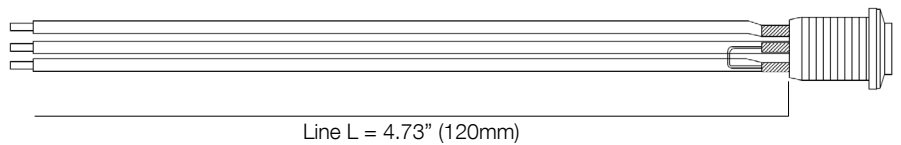


FACE PLATE



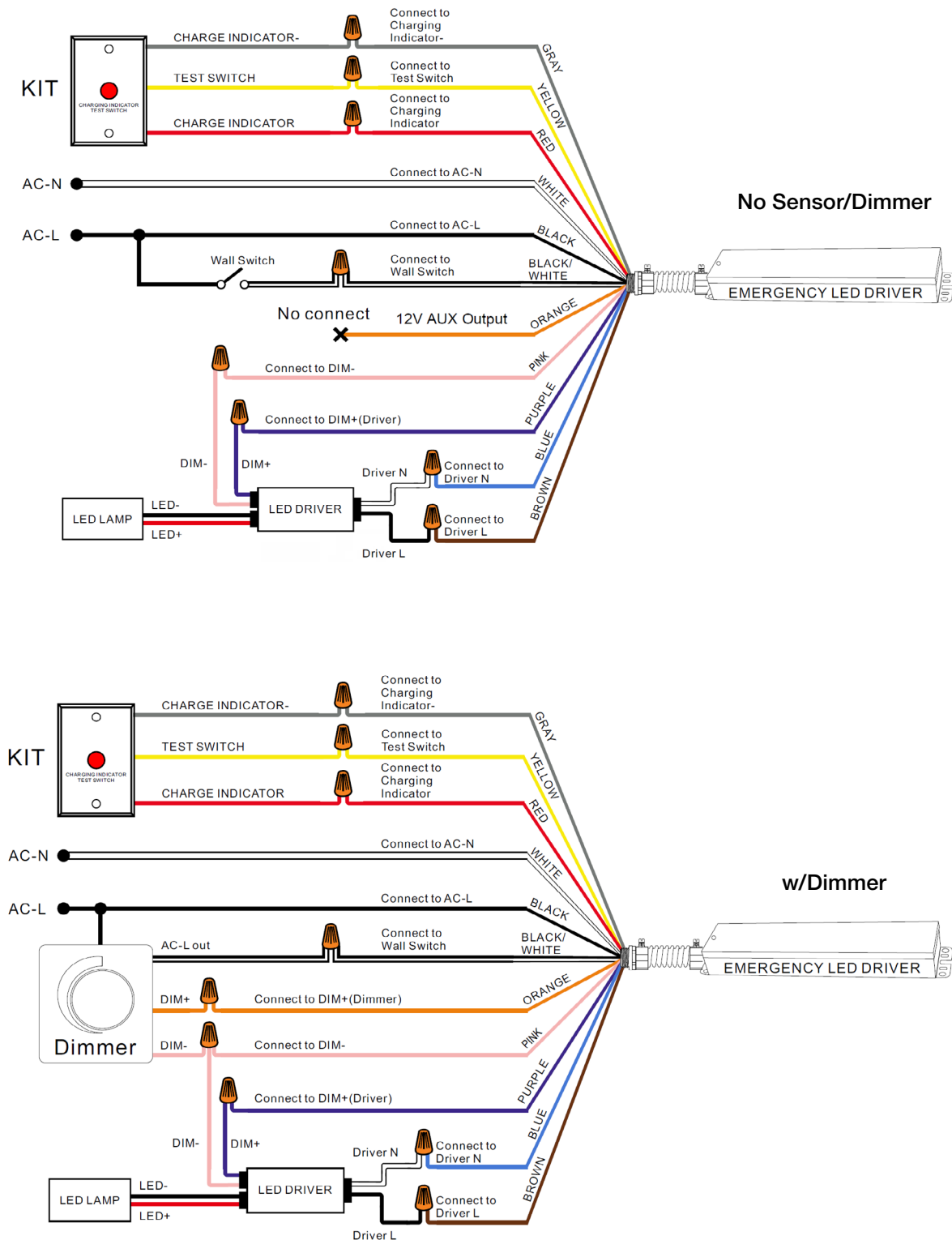
TEST SWITCH Metal One-Piece Indicator Light

INSTALLATION HOLE SIZE:
 $\phi .48"$ (12.2mm)
 TEST SWITCH: $\phi .47"$ (12mm)



EMB LINEAR HV Constant Output Emergency Battery

WIRING DIAGRAM



EMB LINEAR HV Constant Output Emergency Battery

WIRING DIAGRAM (CONTINUED)

